


MAGNITUDE™ 55H-DSR


55H-DSR • Drop Side Rail • Fixed tridem bogie lowbed



FONTAINE
HEAVY-HAUL



**Find out why more fleets
and owner operators
run with Fontaine® than
ever before!**



**Fontaine
Magnitude 55H-DSR
Drop Side Rail Lowbed**

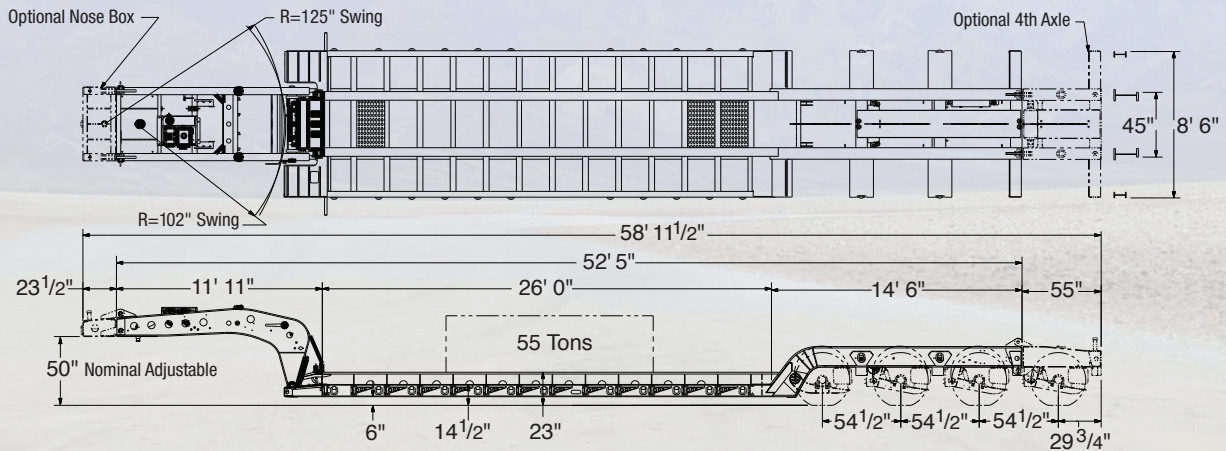
- True 55 ton capacity in 12 feet
(GAWR and tire ratings determine legal payloads)
- Drop Side Rail (DSR) design for reduced load height
- The most versatile hydraulic removable gooseneck in the industry (You can even connect the gooseneck to the trailer on uneven ground)
- 102" swing radius with connections for future 23" flip box (for 125" radius)
- 26' clear deck length with 14.5" loaded side rail height and 6" ground clearance
- V crossmember provides lowest profile in the industry to reduce overall height
- Optional close coupled 4th axle or 14' 1" stinger to handle greater capacities
- 5-position adjustable ride height for use with a wide range of fifth wheel heights or different deck heights

...and so much more. See your local Fontaine Heavy-Haul Dealer today and let's get to work!

www.fontaineheavyhaul.com • 5398 US Highway 11 • Springville, AL 35146 • 205-467-6171

Weights shown are without options • Photos may show some optional equipment • Specifications subject to change without notice

Fontaine Magnitude® 55H-DSR Specifications



MAIN BEAMS

- All main longitudinal members fabricated with 100 KSI minimum yield steel flanges with 50,000 lb webs

CAPACITY

- 55 tons in 12' length with 4th axle close coupled or single axle stinger (GAWR and tire ratings determine legal payloads)

LOAD BASE

- 12' rigid 2-point load centered in deck area

DIMENSIONS

- Overall: 8' 6" width x 52' 5" length
- Clear deck length: 26' flat level design
- Deck height under full load: 14 1/2" at side rails and 23" at main beams (ground clearance: 6")
- 50" nominal loaded fifth wheel height with 5 ride height positions
- Rear bogie height: 40 7/8"

GOOSENECK DESIGN

- Hydraulic, removable, non-ground bearing, set up for wet line
- Adjustable ride height features 5-position mechanical lock for separate deck and fifth wheel height control
- 102" swing radius (11' 11" overall gooseneck length)
- Connections for future 23" flip box to achieve 125" swing radius
- J560 7-pin electrical connector

DECK DESIGN

- Drop Side Rail (DSR) design to reduce load height
- Front of deck is sloped and features traction cleats to make loading and unloading easier
- 1 1/2" nominal wood flooring (side rails only)
- Two forward mounted tool boxes with lockable covers
- Last three crossmembers in deck recessed
- 13 pair (26 total) removable swing-type extension brackets
- 1 pair (2 total) heavy-duty hook-on type extension brackets
- 1 pair (2 total) swing-type extension brackets in rear of deck

BOGIE DESIGN

- Fixed deck-to-bogie connection with front bogie ramp
- V-style boom trough with bolt-in pan
- Recessed load bearing bolsters between axles and behind last axle
- Air-lift 3rd axle extends tire life and improves fuel economy
- Mechanical ride height control valve (Whittle style)
- Manual dump valve
- Heavy-duty V-style rear bumper
- Connections for future axle/stinger (including air and electrical)

AXLES

- 3 heavy-duty axles with 54 1/2" spread
- Close coupled 4th axle or 14' 1" stinger options available
- 25,000 lbs nominal capacity per axle (GAWR determined by suspension type, brakes, tires and other components)
- Tapered spindle axles, automatic slack adjusters and drum brakes
- 1 set of mudflaps

BRAKES

- 16 1/2" x 7" with 5 1/2" autoslacks (3 axles)
- Heavy-duty brake drums, outboard mount
- Quick change replacement feature saves repair time
- Automatic slack adjusters maintain positive braking action

HUBS

- Hub-piloted 10-stud mount for increased capacity and durability
- Outboard cast drums save time and cost on brake repairs

WHEELS

- 8.25 x 22.5 steel disc wheels

TIRES

- OEM standard 275/70R 22.5 H-ply tires

SUSPENSION

- Unitized air-ride suspension with automatic and manual controls
- Suspension mount is engineered, reinforced and braced to virtually eliminate frame cracking

ELECTRICAL SYSTEM

- Sealed harness for maximum corrosion resistance
- DOT sealed beam and harness with LED lights and 4" LED beacon strobe—flush mounted with battery power supply
- Marker lights and mid-turn signals
- 3 stop, tail and turn lights per side on rear

PROTECTIVE COATING

- Highest quality 2-part polyurethane enamel fights corrosion to extend the life of your trailer
- Shot blasted and cleaned prior to painting
- Primed for better paint adhesion

LASH RINGS

- 14 pair (28 total), bent D-Ring design ensures longer chain life and better payload securement

FLAG HOLDERS

- 2 pair (4 total)

ESTIMATED EMPTY WEIGHT W/O OPTIONS: 22,635 lbs ± 3%

Specifications subject to change without notice.
Photos show some optional equipment.



www.fontaineheavyhaul.com • 5398 US Highway 11 • Springville, AL 35146 • 205-467-6171

Weights shown are without options • Photos may show some optional equipment • Specifications subject to change without notice